

Blue Stream Fiber Total Home WiFi

Our smart, Total Home WiFi solution brings you reliably fast internet speeds with dependable connectivity for all of your devices, all managed by our app. Through the App, you can monitor and manage the performance and connectivity of any device connected to your home network!

At Blue Stream Fiber we have two Total Home WiFi solutions. Select the equipment installed in your home to determine the best app for your services. Both of our WiFi Apps get subscribers up and running in minutes and can monitor and manage the performance and connectivity of any device connected to your home network!

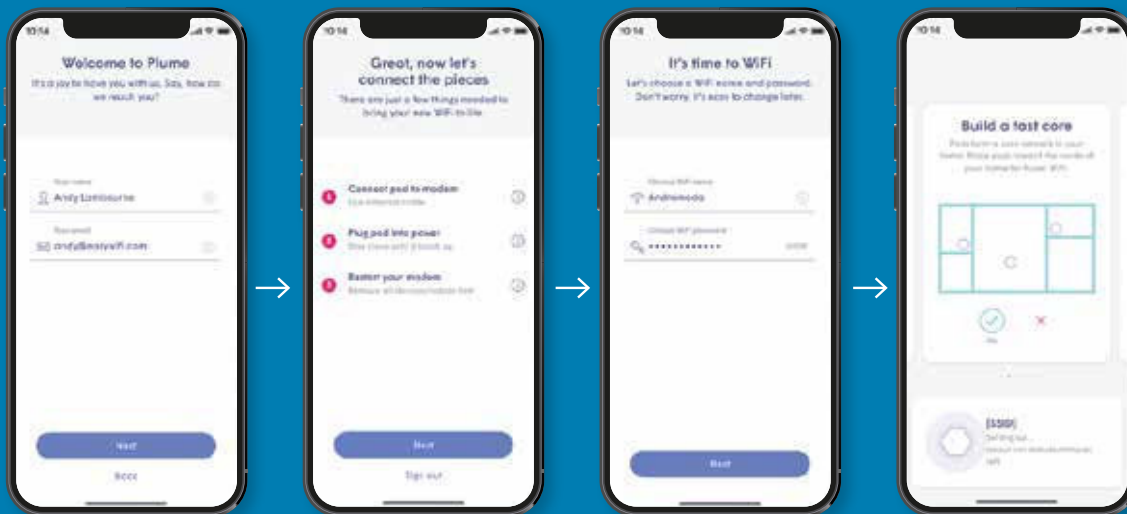
HomePass Application

(If you have this equipment, steps are on this page.)



Smart Home Application

(If you have this equipment, steps are on page 39)

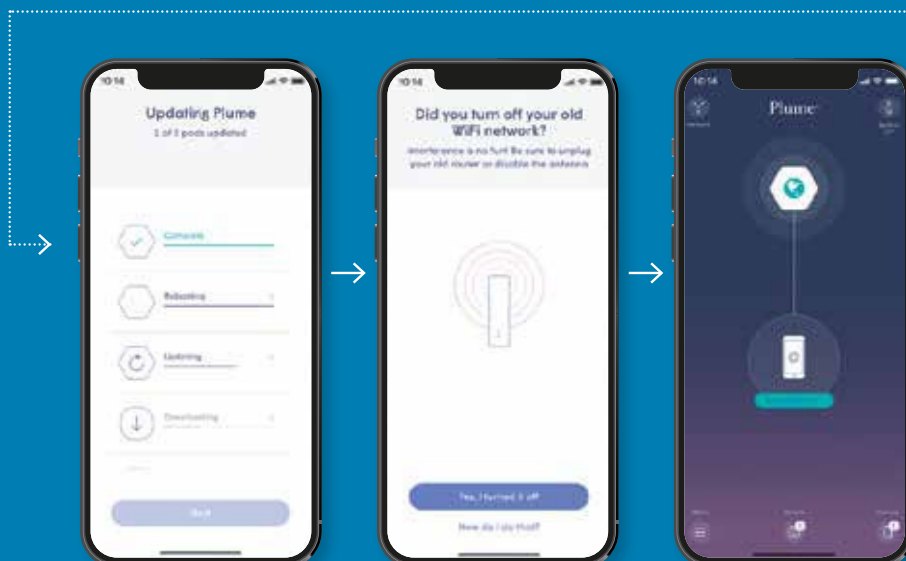


Step 1:
Create an account

Step 2:
Get Connected

Step 3:
Set a Wi-Fi name
and password

Step 4:
Place WiFi Points



Step 5:
Automatic updates

Step 6:
Out with the old

Step 7:
Complete the
self-installation

Setting up the Blue Stream Smart Home App allows you to manage your home network. See below for a few short steps to get you set up.



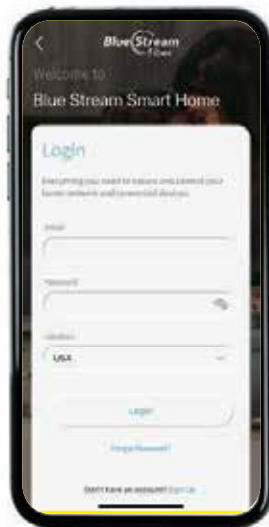
DOWNLOAD THE APP.

To get started you will want to download The App! You can search either Apple App Store or Google Play Store for Blue Stream Fiber Smart Home App.



STEP 1

Once you have downloaded the app, click on the Blue Stream Smart Home App. It should look like this.



STEP 2

Select "Sign Up" towards the bottom of the screen.



STEP 3

Enter Personal Information. The password you enter here will be used to access the app.



STEP 4

If your system is plugged in, select "Yes" to continue. Then, scan the QR code from the sticker included in the Calix ONT box or select "Issues Scanning?" to enter MAC address and serial number manually.



STEP 5

Click on My Network. Then, update the existing SSID and Password with the new SSID and Password and press done.

ENJOY ALL THE FEATURES OUR BLUE STREAM SMART HOME APP HAS TO OFFER!