

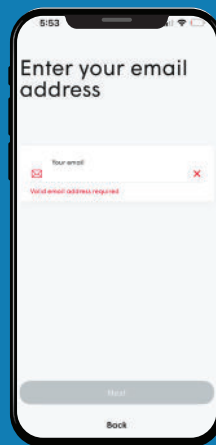
Blue Stream Fiber Total Home WiFi

Our smart, Total Home WiFi solution brings you reliably fast internet speeds with dependable connectivity for all of your devices, all managed by our app. Through the App, you can monitor and manage the performance and connectivity of any device connected to your home network!

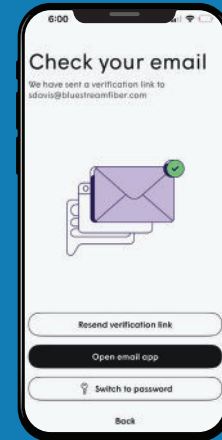
Plume Home Application



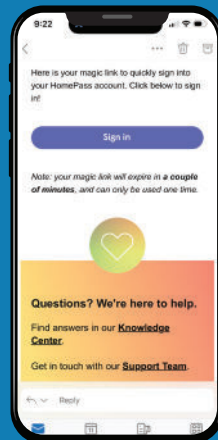
Step 1:
Download the Plume Home App using your App Store



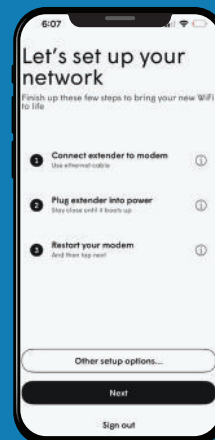
Step 2:
Your technician will create an account for you using their platform. After doing so, open the app, submit the email you shared with the tech, and hit next



Step 3:
This will trigger a verification email. Select "open email app" to verify



Step 4:
Once you have verified, you will be able to sign into the Plume Home App!



Step 5:
It'll prompt you to connect your network, which your technician will handle!